



# ENCLAVE

ZERO CLEARANCE DIRECT VENT BAY PENINSULA GAS FIREPLACE



**Unit Illustrated:** Model MQVLB48NE2 Bay Peninsula Direct Vent Fireplace – Natural Gas, VL48EG Grill Kit for Enclosure, MQG5W Glass Media – White (x2), MQVL48RGB Reflective Glass Liner – Back.  
(Chase must be vented below and above appliance – consult manual for instructions).


# CREATING A NEW DIMENSION

Its wraparound view captivates from every angle. Luring you in with its three-dimensional sightlines, the new **ENCLAVE** from Marquis creates a sleek and cleverly designed gathering point for the heart of your home.

Amazingly versatile, this beguiling fireplace adapts to suit any room with options for a Single Side, Corner or a Bay Peninsula. It transforms completely with your choice of fireplace liner and accessories that range from driftwood logs and contemporary rocks to cannonballs and glass.

With the **ENCLAVE'S** innovative vented chase technology you may now cover the fireplace with combustible materials up to the glass door opening. Follow the instructions in the manual for venting the chase (opening above and below the appliance is required).

Visit [marquisfireplaces.net](http://marquisfireplaces.net) to see the latest evolution in fireplaces.



Use any finish (including combustibles) right to the edge of the fireplace door opening



MODEL	MQVLB48NE2	MQVLB48LPE2	MQVL48NE2	MQVL48LPE2
Type	BAY PENINSULA	BAY PENINSULA	SINGLE-SIDED	SINGE-SIDED
Fuel	Natural	Propane	Natural	Propane
Gas Control	IPI PF2	IPI PF2	IPI PF2	IPI PF2
Input Max.	35,000 BTU	35,000 BTU	35,000 BTU	35,000 BTU
Input Min.	25,000 BTU	27,000 BTU	25,000 BTU	27,000 BTU
Venting	5/8"	5/8"	5/8"	5/8"
Glass Size	48 3/8" W x 17 7/8" H	48 3/8" W x 17 7/8" H	48 3/8" W x 17 7/8" H	48 3/8" W x 17 7/8" H
Glass Type	Ceramic	Ceramic	Ceramic	Ceramic
FE (P.4.1-15)	53.20%	53.20%	53.20%	53.20%

## ACCESSORY OPTIONS

### DRIFTWOOD LOG SETS



MQRBD2  
3-Piece  
Driftwood  
Log Set



MQRBD1  
4-Piece  
Driftwood Set  
with 4 Rocks



MQRBD3 (5-Piece)  
or MQRBD4  
(3-Piece)  
Driftwood Set




MQLOGF48D  
6-Piece  
Driftwood  
Log Set




Fluted Liner  
(Single-Sided  
Models only)

### MEDIA OPTIONS



MQG5ZG  
Zircon Glacier  
Ice Glass




MQG5A  
Cobalt  
Ember Glass



MQG5B  
Black  
Ember Glass



MQG5C  
Bronze  
Ember Glass



MQG5W  
White  
Ember Glass



MQEMBER  
Ember  
Chunks



MQSTONE  
Decorative  
Stones



MQROCK2  
Natural  
Rock Set



MQROCK3  
Multi-Colored  
Rock Set



RBCB1  
Multi-Colored  
Cannonballs



## STANDARD FEATURES

- Accent Lighting
- Proflame II Models include Remote Control with the following features: flame adjustment, thermostat, smart thermostat and accent lighting control
- Zero Clearances to TVs and Artwork
- Flexible Venting and Design Options
- Invisible Glass Safety Barrier



PF2

## OPTIONAL FEATURES

**Surround:** Black or Stainless; Single-Sided Models only

**Liner:** Porcelain Reflective, Reflective Glass Liner or Fluted Brick Liner

**Media Options:** Contemporary Rocks, Decorative Stones, Decorative Ember Glass (Glacier Ice, Cobalt Blue, Black, Bronze, White), Ember Chunks or Multi-Colored Cannonballs

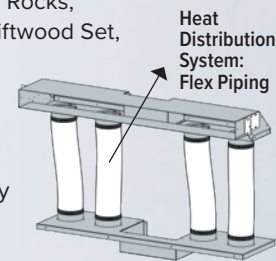
**Driftwood Log Sets:** Four Piece Driftwood Set with Four Rocks, Three or Five Piece Driftwood Set, Three Piece Large Driftwood Set, or Six Piece Driftwood Log Set

**Enclosure Grill:** Unfinished

**Corner Kit:** Available for Bay Peninsula Unit

**Side Extension Panels:** Black; Single-Sided Models only

**Heat Distribution System:** Plenum



Heat  
Distribution  
System:  
Flex Piping



MQVLB48NE2 Bay Peninsula Direct Vent Fireplace – Natural Gas, MQG5C Glass Media – Bronze (x2), MQSTONE Decorative Stones.



MQVLB48NE2 Bay Peninsula Direct Vent Fireplace – Natural Gas, VLBCK48 Corner Kit, MQG5C Glass Media – Bronze (x2), MQRBD3 Driftwood Log Set.

Release the warmth  
into the same room,  
or an adjoining room



Zero  
clearances  
to TVs and  
artwork




Design your  
own chase  
vent solution to  
suit your style

*\*NOTE: the fireplace chase must be vented both above and below appliance.*

**Unit Illustrated:** Model MQVL48NE2 Direct Vent Fireplace – Natural Gas, MQG5C Glass Media – Bronze (x2), MQLOGF48D Six Piece Driftwood Log Set, MQVL48S1BL Surround – Black, MQSTONE10 Decorative Stones (10-piece).

Optional front or side  
enclosure grills



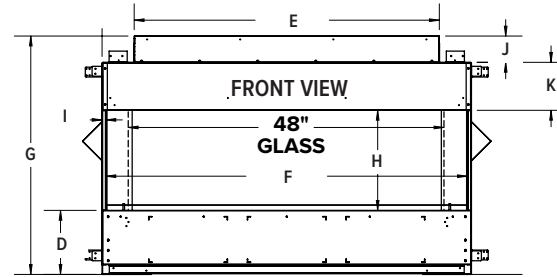
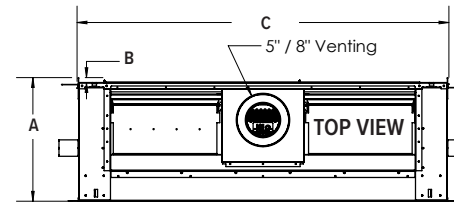
Use any finishing material around  
the fireplace (tile, textured panels,  
metal, or even wood)

**Unit Illustrated:** Model MQVL48NE2 Direct Vent Fireplace – Natural Gas, MQVL48S1BL Surround – Black, MQG5W Glass Media – White (x2), MQVL48RGB Reflective Glass Liner – Back. (Chase must be vented below and above appliance – consult manual for instructions).



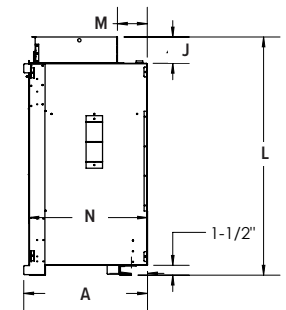
Unit Illustrated: Model  
 MQVLB48NE2 Bay Peninsula Direct  
 Vent Fireplace – Natural Gas, VL48EG Grill Kit  
 for Enclosure, MQG5C Glass Media – Bronze (x2), MLOGF48D  
 Six Piece Driftwood Log Set, MQSTONE10 Decorative Stones (10-piece).  
 (Chase must be vented below and above appliance – consult manual for instructions).

## PRODUCT DIMENSIONS

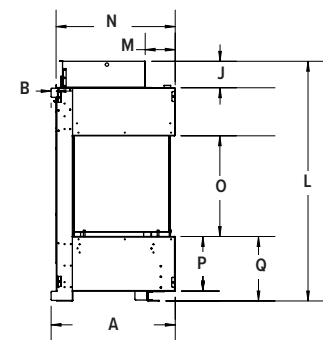


A	18 13/16"	F	54 15/16"	K	7 5/16"	P	8 1/4"
B	3/4"	G	36 5/16"	L	36 1/4"	Q	9 3/4"
C	56 1/2"	H	15 1/4"	M	4 9/16"		
D	9 3/4"	I	9/16"	N	18"		
E	46 3/8"	J	4"	O	15 1/4"		

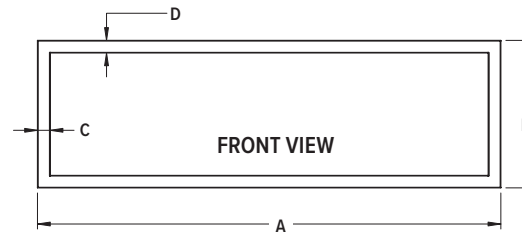
## SIDE VIEW – SINGLE SIDED



## SIDE VIEW – BAY PENINSULA



## WALL SURROUND (MQVL48S1)



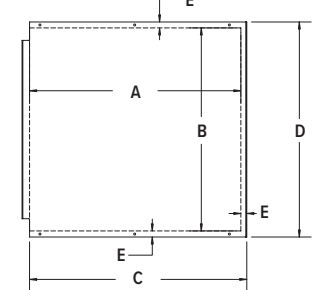
## MQVL48S1

A	58 1/16"
B	18 1/2"
C	1 1/2"
D	1 1/2"

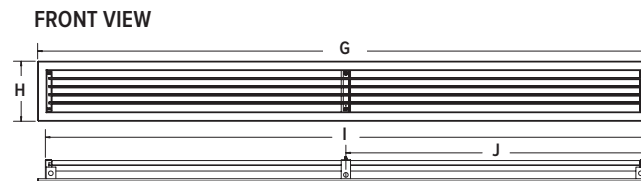
## VL48SEP

A	17 7/8"
B	17 1/8"
C	18 3/8"
D	18 3/16"
E	1/2"

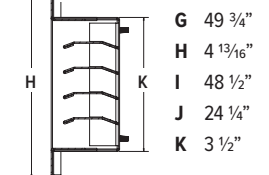
## SIDE EXTENSION PANELS (VL48SEP)



## ENCLOSURE GRILL (VL48EG)



## SIDE VIEW



## VL48EG

G	49 3/4"
H	4 13/16"
I	48 1/2"
J	24 1/4"
K	3 1/2"

**THE FIREPLACE CHASE MUST BE VENTED BOTH ABOVE AND BELOW APPLIANCE.**

Ventilation required above the appliance is 151 sq./inches.

Ventilation required below the appliance is 84 sq./inches.



**Unit Illustrated:** Model MQVLB48NE2 Bay Peninsula Direct Vent Fireplace – Natural Gas, VLBC48 Corner Kit, MQG5C Glass Media – Bronze (x2), MOSTONE Decorative Stones, VL48EG Grill Kit for Enclosure. (Chase must be vented below and above appliance – consult manual for instructions).



Marquis Fireplaces maintains a program of continuous testing, refinement and improvements of all its products. Some aspect of units shown here may be changed at any time without notice or obligation.

Certification: USA and Canada. Certified to: ANSI Z21.88-2016; CSA 2.33-2016 VENTED GAS FIREPLACE HEATER.

Note: Components may have to be ordered separately to create a complete unit. Discuss with your local Marquis Dealer for clarification.



**FOR CALIFORNIA RESIDENTS ONLY:**  
**WARNING!** This product can expose you to chemicals including Carbon Monoxide, that is an externally vented by-product of fuel consumption, which is [are] known to the State of California to cause birth defects or other reproductive harm. For more information, visit [www.P65Warnings.ca.gov](http://www.P65Warnings.ca.gov).

Crafted entirely in Canada, each Marquis fireplace is built to the highest standards and made to last.

LIMITED LIFETIME WARRANTY



2340 Logan Avenue  
Winnipeg, Manitoba, CAN  
R2R 2V3  
Phone: 204.632.1962  
Fax: 204.632.1960  
[marquisfireplaces.net](http://marquisfireplaces.net)

Printed in Canada  
B100 – 10/18

Canada

**ENERGUIDE**

Look for the **EnergyGuide**  
Gas Fireplace Energy  
Efficiency Rating in this brochure

Based on CSA P.4.1-15